

# Scaletastic Saxophones

Flats (b) and Sharps (#):  
 Bb = A#; Ab = G#; Gb = F#; Eb = D#; Db = C#.

Daily warm-up for TONE: all three notes in one breath and play the third note as long as you can.

**A**

(A+SK3)

**B**

Now go higher

**C**

Reach for the stars: add the PALM keys

D=palm      key#1;      D#=palm      key#1+2;  
 E=palm      key#1+2+SK1;      F=palm      key#1+2+3+SK1.



# Scaletastic Saxophones

Major one octave magic - C - B majors.  
Try changing your articulation, or rhythm.

**F**

C major

D major

E major

F major

G major

A major


B major

C major





# Scaletastic Saxophones

BLUES SCALES FOR IMPROVISING from C to B =  
No second note + flattened Third, Fifth and Seventh notes.

**G**




*Play each one twice: 1. SWING QUAVERS; 2. STRAIGHT QUAVERS.*



# Scaletastic Saxophones

C major scale and its MODES for improvisation:  
Mnemonic for Modes = I Do Play Ludo Most Afternoons Lately

**H**




1 = C Ionian

*Vary the articulation AND rhythm: swing/straight*




2 = D Dorian



3 = E Phrygian




4 = F Lydian



5 = G Mixolydian



6 = A Aeolian (natural minor)



7 = B Locrian

THIS IS E DORIAN IN THE SCALE OF D MAJOR. TRY WORKING OUT THE DORIAN MODE IN ALL KEYS.

